

RANCILIO
SPECIALTY



RS1

Be inspired.
Brew different.



GREAT COFFEE, MADE SIMPLE.

The RS1 helps coffee professionals offer a better coffee experience by providing cutting-edge brewing technology combined with Rancilio expertise and a unique workflow design, resulting in an easy to use espresso machine with a great value.

BE INSPIRED. BREW DIFFERENT.



1 CUTTING EDGE BREWING TECHNOLOGY

Unmatched temperature control during the extraction allows the barista to fine tune every shot, resulting in a better cup profile.

2 UNIQUE WORKFLOW DESIGN

Providing baristas with enhanced workflow, resulting in less preparation time and better customer experience.



3 RANCILIO EXPERTISE

Rancilio expertise, employing our rich history of excellence and reliability.

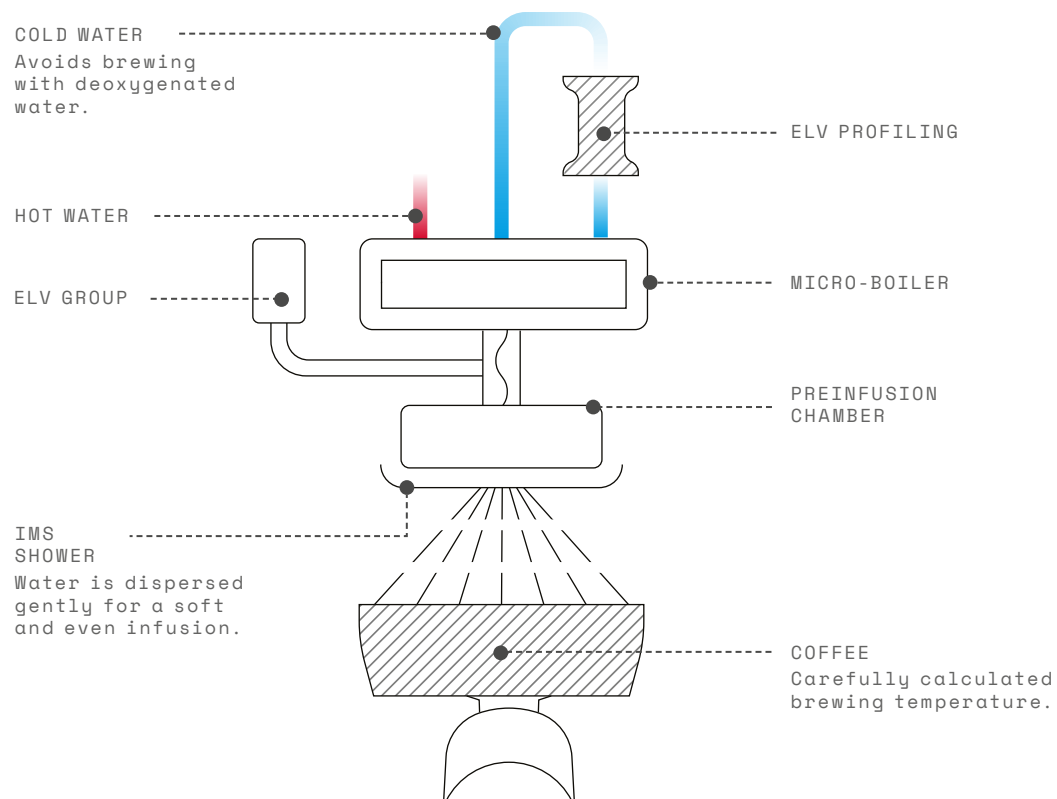
CUTTING EDGE BREWING TECHNOLOGY

INNOVATIVE BREW GROUP HYDRAULICS

The RS1 features an innovative brewing group that maximizes efficiency and can introduce fresh water into the grouphead micro-boiler with every shot.

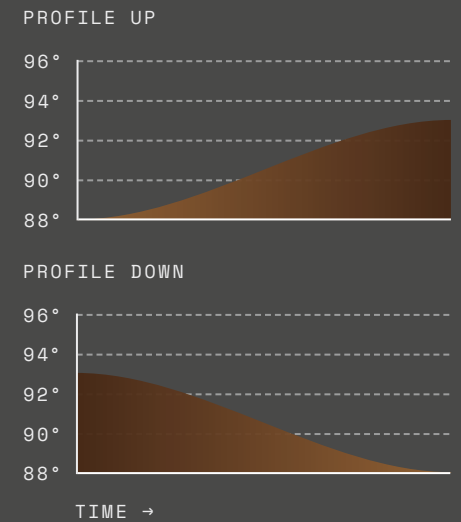
MULTI-BOILER SYSTEM

Each stainless steel group contains a micro-boiler and two heating elements, maximizing accuracy and thermal stability for both the water temperature and group body.



ADVANCED TEMPERATURE PROFILING

By accurately controlling the temperature profile of the espresso extraction, baristas are given a precise tool to unlock the flavor potential of each single origin coffee or blend.



VARIABLE STEAM LEVER

Steam pressure delivery features a purge function and two programmable positions per side, perfect for switching between various pitcher sizes and different types of milk.



UNIQUE WORKFLOW DESIGN

PORTAFILTER

New stainless steel, weight balanced portafilters with a soft touch, ergonomic grip. Designed to sit flat for stable and consistent tamping.




SELF STANDING
Portafilter sits flat when resting on spouts

REMOVABLE SPOUTS
Can be unscrewed for easy cleaning

LOW PROFILE BODY

Compact, low profile body designed to facilitate customer interaction and service operations.



GROUPHEAD WITH DEDICATED DISPLAY

Dedicated screen for each brew group displays a digital shot clock and extraction temperature. Groupheads also feature simplified actuation and ample lighting provided by LED Lights.



RANCILIO EXPERTISE

DIGITAL TOUCHSCREEN INTERFACE

Ten years of developing and designing barista interfaces. Allows quick and easy access to all programming via the digital touchscreen.



TECH FRIENDLY DESIGN WITH ECO MODE

Easy access to pump adjustment and internal components, arranged to speed up maintenance operations. Insulated steam boiler with programmable water renewal and optional low power and eco mode.

WATER BUTTONS

Two water buttons with programmable dosage and temperatures levels.




COOL TOUCH STEAM WANDS

Cool touch steam wands ensure easy maneuverability when things heat up, and new proprietary steam tips allow for more even development.



A CLOSER LOOK



KEY FEATURES

1. Rancilio Patented Advanced Temperature Profiling
2. Innovative brew group hydraulics
3. Multi-boiler system
4. Variable steam lever
5. Cool touch steam wands
6. Two water buttons (programmable with temperatures levels)
7. Independent brew groups
8. Digital touchscreen interface
9. Ample lighting for brewing LED lights
10. Back-lit icons
11. Compact design
12. Dedicated grouphead display (digital clock and extraction temperature)
13. Weight balanced portafilters (soft touch with ergonomic grip)
14. Cup warmer (five temperature levels)
15. Removable drip tray (height adjustment for all cup sizes)
16. Two USB ports (for recharging smartphones and scales)
17. Insulated steam boiler

RS1 2GR

2 GROUPHEADS

W × D × H

840 × 600 × 463 cm
33 × 24 × 18 in

WEIGHT

95 kg / 209.4 lb

TOTAL POWER

5600 W

BOILER CAPACITY

11 l / 2.4 gal UK / 2.9 gal US

RS1 3GR

3 GROUPHEADS

W × D × H

1084 × 600 × 463 cm
43 × 24 × 18 in

WEIGHT

110kg / 242.5 lb

TOTAL POWER

6750 W

BOILER CAPACITY

16 l / 3.5 gal UK / 4.2 gal US

GENERAL SPECIFICATIONS

WORK SURFACE DEPTH

180 mm / 7.0 in

UNDER MACHINE HEIGHT

90 mm / 3,5 in

HEIGHT OF THE DRIP TRAY

80*-100-120 mm / 3*-4-5 in

VOLTAGE

220-240 V / 380-415 V (3N)

FREQUENCY

50/60 Hz

MICRO-BOILER CAPACITY


0,14 l / 0.03 gal UK / 0.04 gal US

*Optional: to be requested at the moment of purchase.

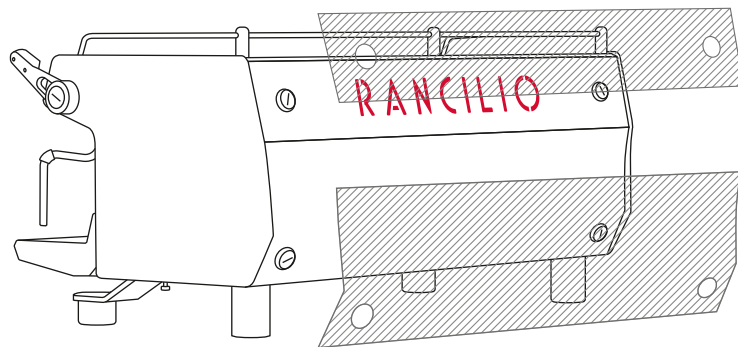
ALL ROUND FLEXIBILITY

All stainless steel body panels can be easily removed, customized, powder coated or branded to meet customer needs.

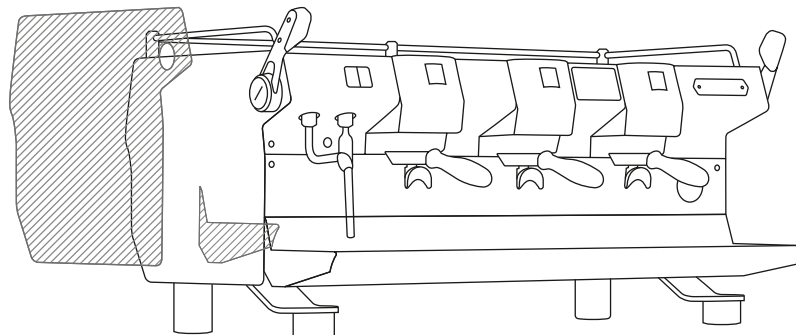
FRONT PANELS



BACK PANELS



SIDE PANELS



Customization is made by a third party organization not linked to Rancilio Group.



PORTAFILTER AND STEAM LEVER

Portafilter handles and rubber grips on the steam levers can be customized with wood or other materials.





HERITAGE

Rancilio Specialty inherits the deep knowledge developed by Rancilio with more than ninety years of experience designing, manufacturing, and selling espresso machines.

GLOBAL NETWORK. LOCAL EXPERTISE.

Rancilio Group operates in over one hundred countries worldwide with a global sales network and five branches.

@ranciliospecialty
ranciliospecialty.com
ranciliogroup.com